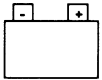


# WIRING DIAGRAM SYMBOLS



BATTERY



CONNECTOR  
OR SPLICE



CIRCUIT  
BREAKER



CAPACITOR



COIL



DIODE



FUSE



FUSIBLE  
LINK



GROUND



LED



RESISTOR



SINGLE  
FILAMENT  
BULB



DUAL  
FILAMENT  
BULB



HEATING  
ELEMENT



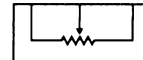
SOLENOID  
OR  
COIL



VARIABLE  
RESISTOR



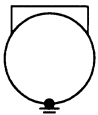
CRYSTAL



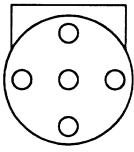
POTENTIOMETER



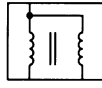
HORN OR  
SPEAKER



ALTERNATOR



DISTRIBUTOR  
ASSEMBLY



IGNITION  
COIL



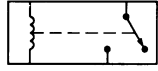
SPARK  
PLUG



STEPPER  
MOTOR



HEAT  
ACTIVATED  
SWITCH



RELAY



NORMALLY  
OPEN  
SWITCH



NORMALLY  
CLOSED  
SWITCH



GANGED  
SWITCH



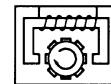
3-POSITION  
SWITCH



REED  
SWITCH



MOTOR OR  
ACTUATOR



SPEED  
SENSOR



JUNCTION  
BLOCK



MODEL  
OPTIONS  
BRACKET